



# 2026 FIRST QUARTER REPORT SLTX

Data is based on transactions submitted between 01/01/26 and 03/31/26. Figures are rounded to the nearest dollar amount. Stats changes are 2026 vs 2025.

# QUARTER BY NUMBERS

## PREMIUM AND POLICY COUNT

274,499

Policies

282

Insurers

396,701

Items

793

Brokers

# QUARTER BY NUMBERS



**PREMIUM**

**\$4.57B**

**TAXES**

**\$221.1M**

**STAMPING FEE**

**\$1.8M**



\$786M Underwriters at Lloyd's London 21.5% ↑

\$272M Crum & Forster Specialty Ins Co 338.7% ↑

\$123M STARR Surplus Lines Insurance Co 3.4% ↑

\$100M National Fire & Marine Ins Co 10.2% ↑

\$96M Axis Surplus Insurance Company 41.9% ↑

# TOP INSURERS BY PREMIUM

# TOP COVERAGE BY PREMIUM

Property  
Commercial Fire/  
Allied Lines



\$1.2B

9.1% ↑

Excess/Umbrella



\$748M

6.0% ↑

General Liability -  
Premises Liab  
Comm



\$485M

2.2% ↑


Auto Commercial  
Liability



\$399M

124.8% ↑

Gen Liab/Cyber  
Liability



\$191M

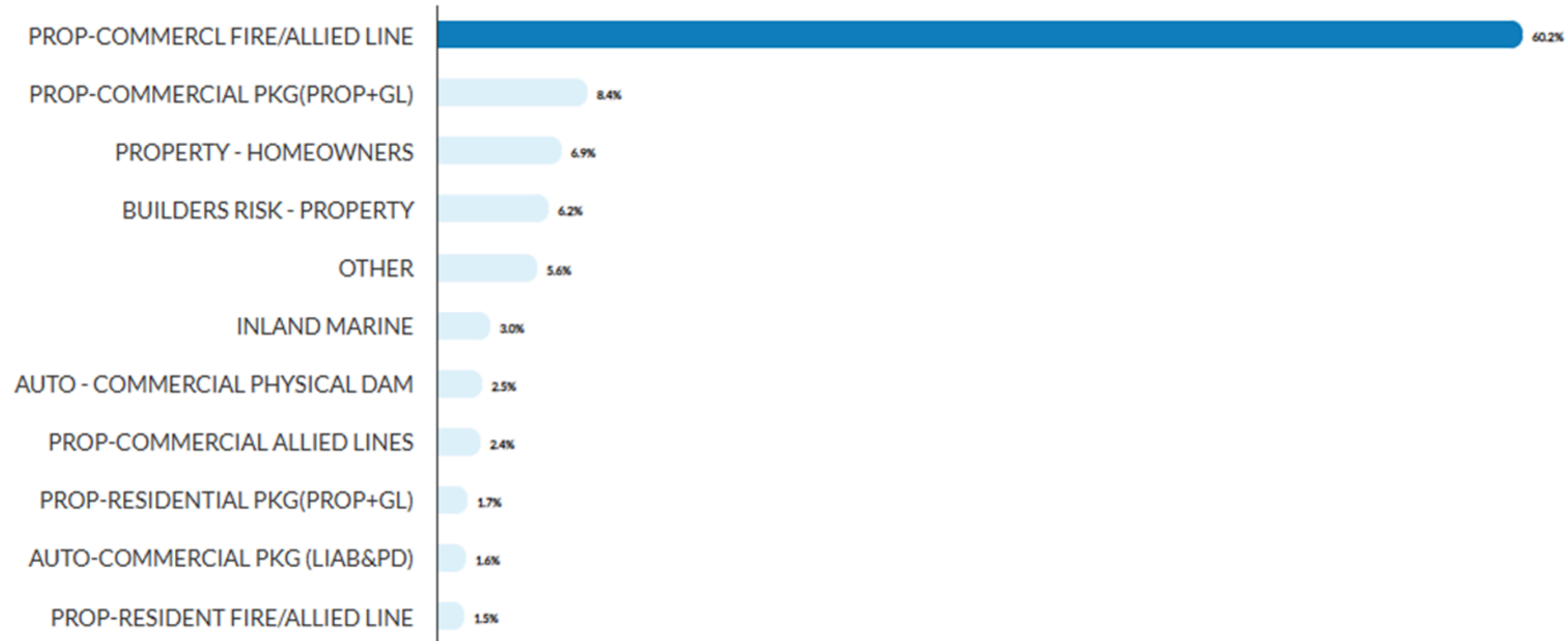
107.1% ↑

# ANALYTICS

## PROPERTY

Property - \$2,067,079,525

Property Liability Other



Hightcharts.com

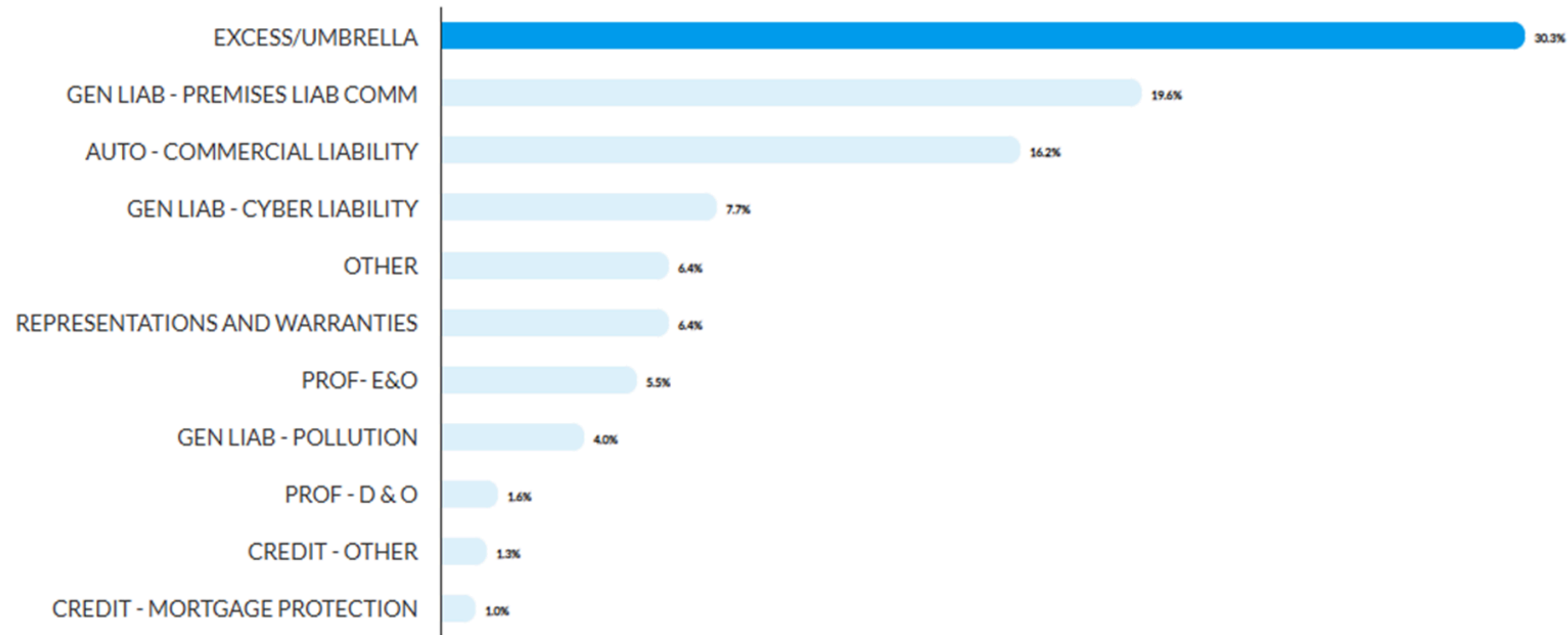
**OTHER Includes** AUTO - PERSONAL PHYSICAL DAM, AVIATION - HULL, AVIATION - PACKAGE, BUILDERS RISK-PACKAGE(PROP+GL), CRIME - BURGLARY/ROBBERY/THEFT, CROP - OTHER, OCEAN MARINE - CARGO, OCEAN MARINE - HULL, OCEAN MARINE - PACKAGE, OCEAN MARINE - PLEASURE CRAFT, OIL & GAS - PACKAGE, OIL & GAS - PROPERTY, PROP-COMMERCIAL EARTHQUAKE, PROP-COMMERCIAL FARM/RANCHOWN, PROP-COMMERCIAL FIRE ONLY, PROP-COMMERCIAL FLOOD, PROP-DIFFERENCE IN CONDITIONS, PROP-RESIDENTIAL ALLIED LINES, PROP-RESIDENTIAL EARTHQUAKE, PROP-RESIDENTIAL FARM/RANCHOWN, PROP-RESIDENTIAL FIRE ONLY, PROP-RESIDENTIAL FLOOD, PROPERTY - ALLIED LINES, PROPERTY - BOILER & MACHINERY, PROPERTY - EARTHQUAKE, PROPERTY - FIRE/ALLIED LINES, PROPERTY - FLOOD, PROPERTY - GLASS, PROPERTY - TERRORISM, SPECIAL EVENTS - PROPERTY, SPECIAL EVENTS-INDEMNIFICATION

# ANALYTICS

## LIABILITY

Liability - \$2,469,411,383

Property **Liability** Other



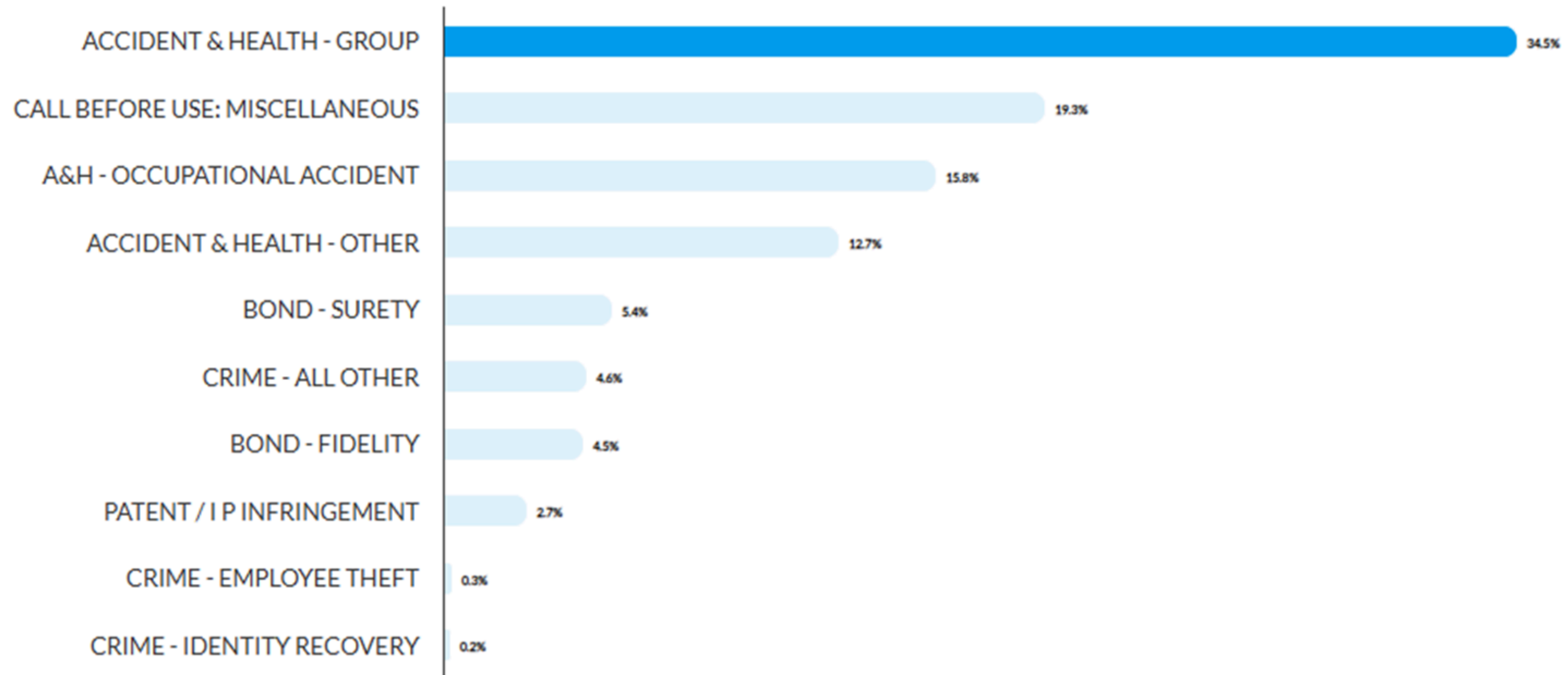
**OTHER Includes** AUTO - PERSONAL LIABILITY, AVIATION - LIABILITY, AVIATION - PRODUCTS, CREDIT - REAL ESTATE OWNED, CREDIT-ASSET/COLLATERAL PROTEC, CRIME-KIDNAP/RANSOM/EXTORTION, EMPLOYERS LIAB, GEN LIAB - ASSAULT & BATTERY, GEN LIAB - CONTRACTUAL, GEN LIAB - LIQUOR, GEN LIAB - O C P, GEN LIAB - PERSONAL LIABILITY, GEN LIAB - PROD/COMP OPS, GEN LIAB - UNDERGROUND STORAGE, GEN LIAB -TERRORISM (ALL LIAB), GEN LIAB-CONTINGENCY LIABILITY, GEN LIAB-EMPLOYEE BENEFIT LIAB, MED MAL - HOSPITAL, MED MAL-OTHER HEALTH FACILITY, MED MAL-OTHER HEALTHPROFESSION, MED MAL-PHYSICIAN,SURG,DENTIST, OCEAN MARINE - LIABILITY, OCEAN MARINE - P&I, OIL & GAS - LIABILITY, PROF - OTHER (INCL E&O), PROF-EMPLOYMENT PRACTICES LIAB, PROF-OTHER (EXCL E&O), SPECIAL EVENTS - LIABILITY

# ANALYTICS

## OTHER

Other - \$28,977,111

Property Liability **Other**

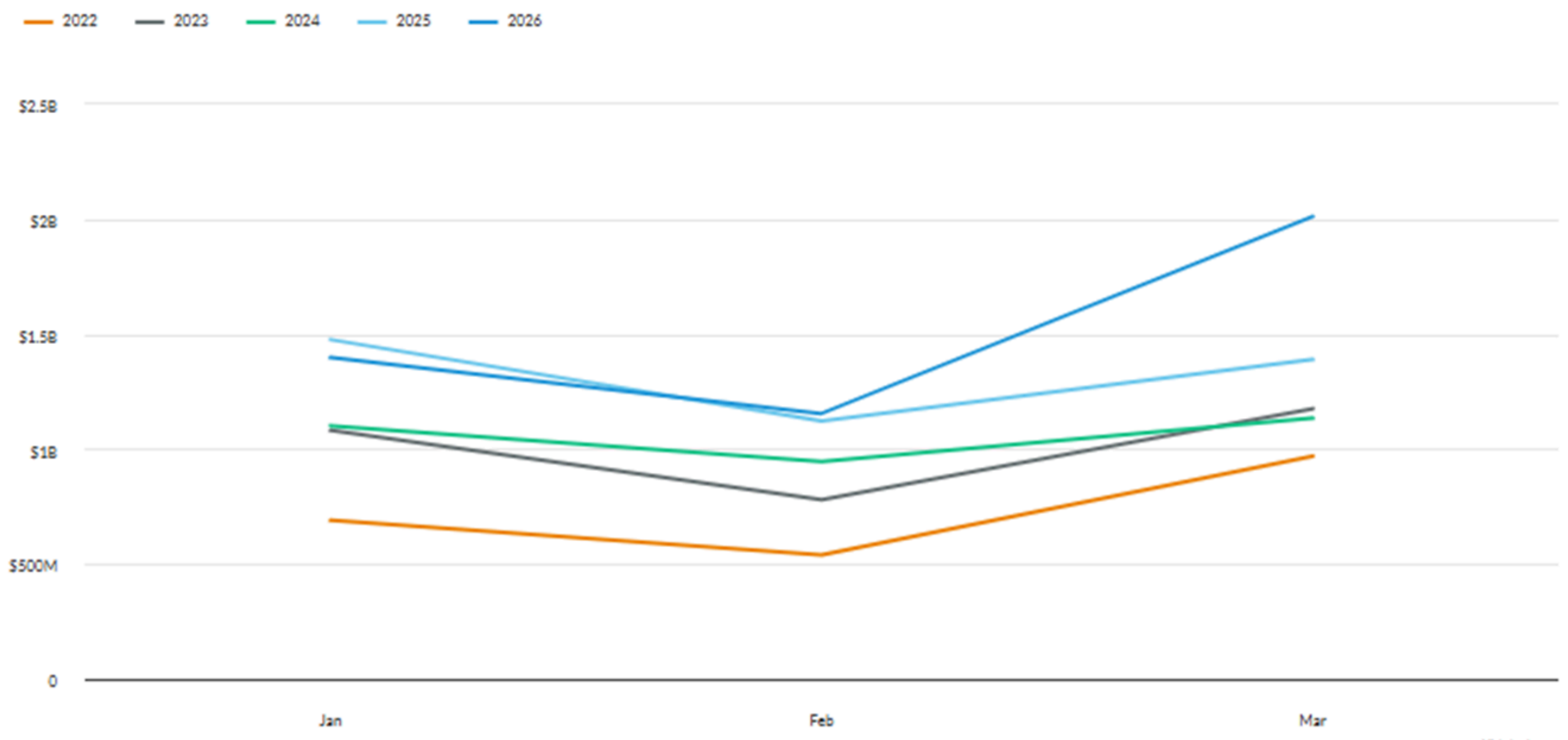


# ANALYTICS

## OPERATIONS

5 Year Premium - \$16.98B

Premium Filing



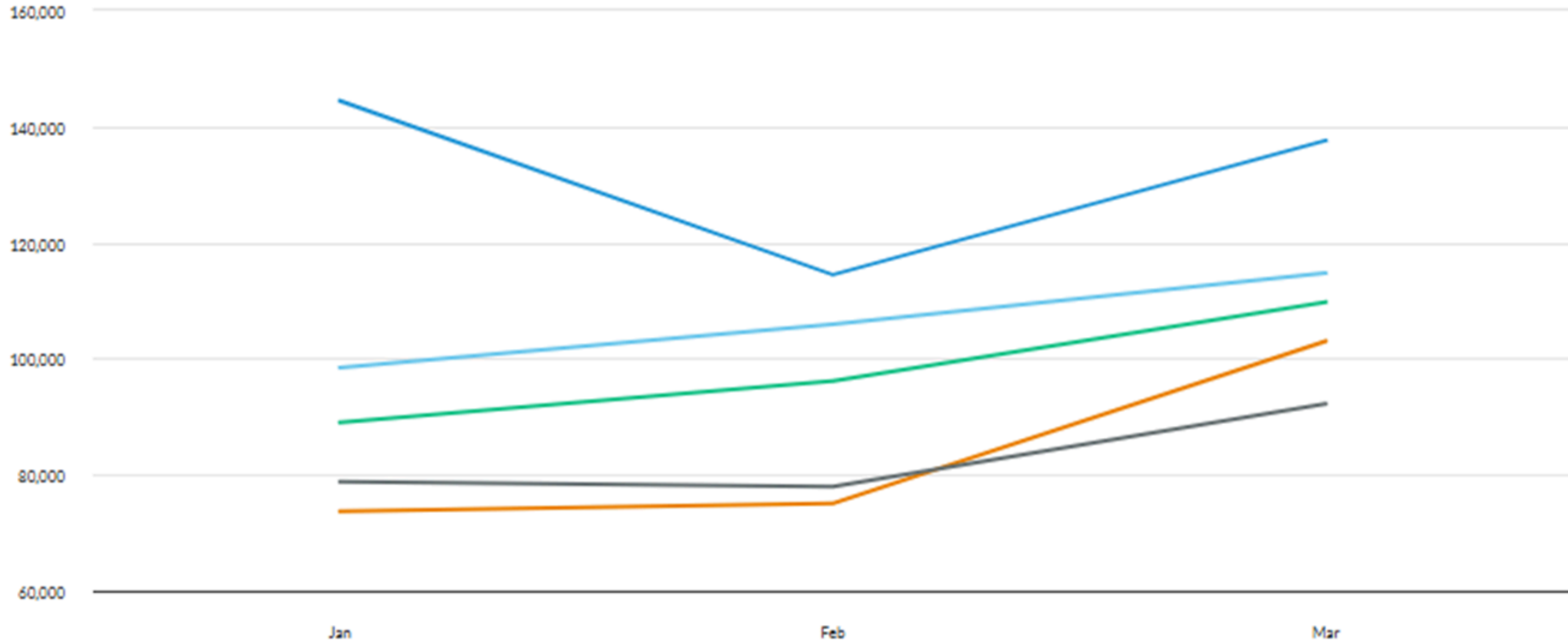
# ANALYTICS

## OPERATIONS

5 Year Filing - 1,511,149

Premium Filing

2022 2023 2024 2025 2026



# ANALYTICS

## OPERATIONS

### Monthly Premium

2022 2023 2024 2025 2026

MONTH ↑	PREMIUM	TAX	STAMPING FEE
January	\$1,398,301,456.35	\$67,674,687.07	\$564,906.14
February	\$1,154,944,097.86	\$55,970,607.57	\$464,756.33
March	\$2,012,222,464.57	\$97,474,214.10	\$806,259.87
<b>Total</b>	<b>\$4,565,468,018.78</b>	<b>\$221,119,508.74</b>	<b>\$1,835,922.34</b>

## OPERATIONS

### Monthly Filing

2022 2023 2024 2025 2026

MONTH ↑	FILING	TAX	STAMPING FEE
January	\$144,462.00	\$67,674,687.07	\$564,906.14
February	\$114,460.00	\$55,970,607.57	\$464,756.33
March	\$137,583.00	\$97,474,214.10	\$806,259.87
<b>Total</b>	<b>396,505</b>	<b>\$221,119,508.74</b>	<b>\$1,835,922.34</b>



**SLTX** SURPLUS<sup>SM</sup>  
LINES  
STAMPING OFFICE OF TEXAS



[www.sltx.org](http://www.sltx.org)



512-531-1880 800-681-5848

1601 E Plugerville Pkwy, Suite 3301,  
Pflugerville, TX 78660

FOLLOW US AND SUBSCRIBE

