

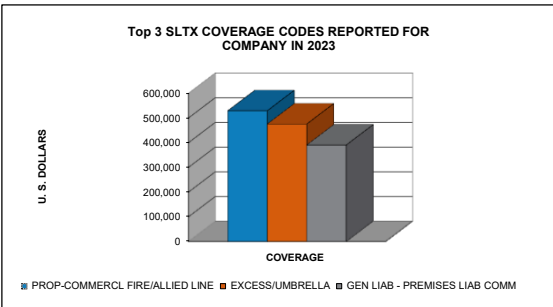
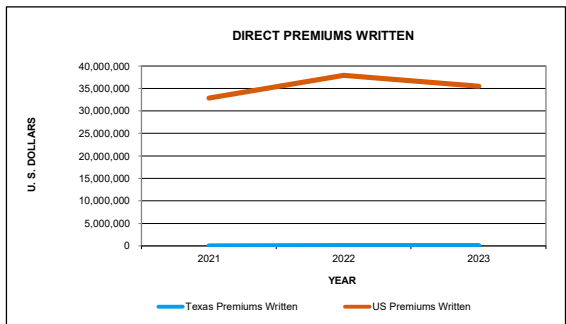
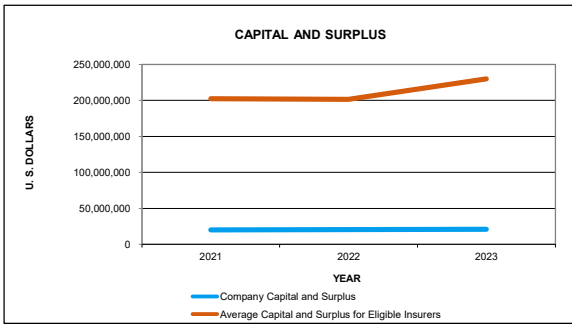
Scottsdale Surplus Lines Insurance Co				Issue Date:	9/30/2024
Insurer #:	13764935	NAIC #:	10672	AMB #:	012121

U.S. Insurer - 2024 EVALUATION

Key Dates	Location	A.M. Best Rating	Group Information
TDI Initial Date	Domicile	A	Insurance Group
Incorporation Date	Arizona		Nationwide Group
Commenced Business	Main Administrative Office	Dec-23	Parent Company
	18700 N. Hayden Road, Scottsdale, AZ, US 85255		Nationwide Mutual Insurance Company
			Parent Domicile
			Ohio

	6/30/2024	2023	2022	2021
Capital & Surplus	21,287,000	21,009,000	20,533,000	20,163,000
Underwriting Gain (Loss)	0	0	0	0
Net Income After Tax	265,000	500,000	372,000	768,000
Cash Flow from Operations		(20,000)	(494,000)	2,020,000
Gross Premium		35,489,000	37,962,000	32,879,000
Net Premium	-	0	0	0
Direct Premium Total	19,837,000	35,488,000	37,960,000	32,879,000
Direct Premium in Texas (Schedule T)		88,000	59,000	54,000
% of Direct Premium in Texas		0%	0%	0%
Texas' Rank in writings (Schedule T)		6	5	8
SLTX Premium Processed		2,415,126	2,453,733	1,543,841
Rank among all Texas S/L Insurers		201	182	176
Combined Ratio		0%	0%	0%
IRIS Ratios Outside Usual Range		0	0	1

1- Gross Premium to Surplus	2- Net Premium to Surplus	3- Change in Net Premium Written (%)
169.00%	0.00%	0.00%
<i>Usual Range: Less than 900%</i>	<i>Usual Range: Less than 300%</i>	<i>Usual Range: Between -33% and 33%</i>
4- Surplus Aid Ratio	5- Two Year Operating Ratio	6- Investment Yield
0.00%	0.00%	2.80%
<i>Usual Range: Less than 15%</i>	<i>Usual Range: Less than 100%</i>	<i>Usual Range: Between 2% and 5.5%</i>
7- Gross Change in Surplus (%)	8- Net Change in Surplus (%)	9- Liabilities to Liquid Assets
2.00%	2.00%	18.00%
<i>Usual Range: Between -10% and 50%</i>	<i>Usual Range: Between -10% and 25%</i>	<i>Usual Range: Less than 100%</i>
10- Agents Balances to Surplus	11- One Year Development to Surplus	12- Two Year Development to Surplus
10.00%	0.00%	0.00%
<i>Usual Range: Less than 40%</i>	<i>Usual Range: Less than 20%</i>	<i>Usual Range: Less than 20%</i>
	13- Current Estimated Reserve Deficiency	
	0.00%	
	<i>Usual Range: Less than 25%</i>	



1 Comm Mult Peril(Non-Liability)	\$ 43,000.00
2 Other Liab (Occurrence)	\$ 24,000.00
3 Allied Lines	\$ 21,000.00
	\$ -
	\$ -

1 Allied Lines	\$ 1,000.00
----------------	-------------

